


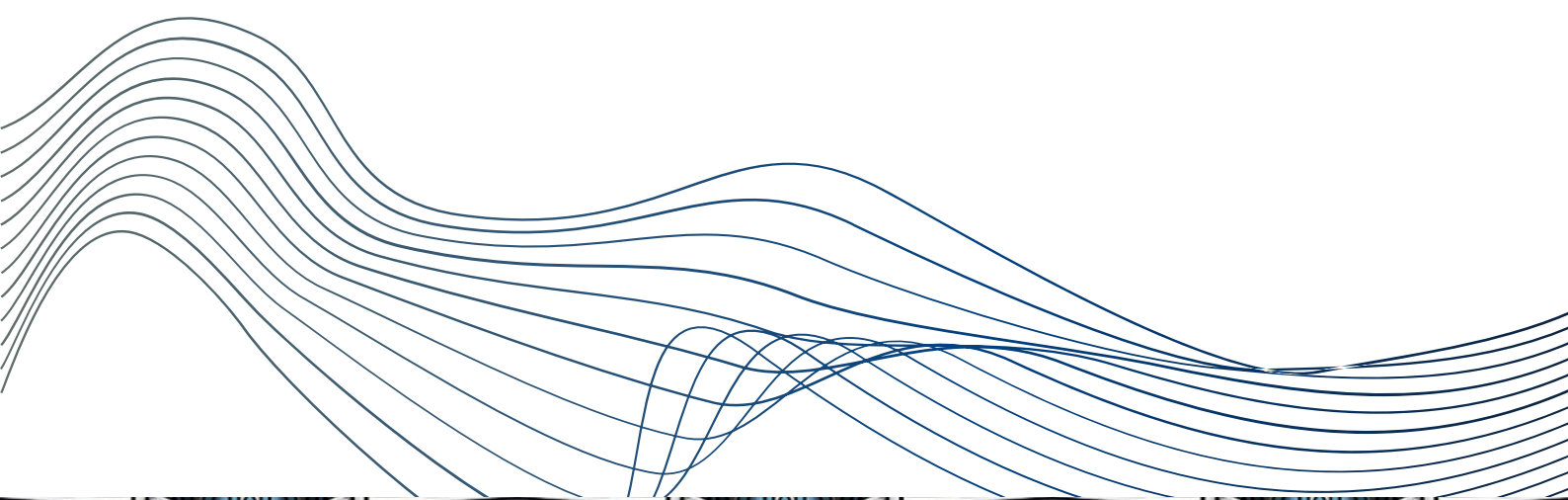
**ADMISSIONS  
OFFICE**



# **PNU**

## **Undergraduate**

Admission Brochure  
AY 2026-2027



**ADMISSIONS  
OFFICE**



# Table of Contents

Program Offerings

Eligibility Requirements

Documentary Requirements

Application Procedures

Interview Procedure

Medical Evaluation Procedure


Admissions Schedule

Contact Information

ADMISSIONS  
OFFICE



# Program Offerings



**ADMISSIONS  
OFFICE**



# PNU SOUTH LUZON

## **Undergraduate**

- Bachelor in Technology and Livelihood Education Major in
  - Agriculture and Fishery Arts
  - Home Economics
- Bachelor in Mathematics and Science in Elementary Education
- Bachelor in Elementary Education with concentration in EPP/TLE



# Eligibility Requirements

- Grade 12 students of DepEd-accredited schools or secondary schools abroad expected to graduate at the end of the current year.
- Grade 12 graduates of DepEd-accredited schools or secondary schools abroad and has not taken any college course.
- Completed middle school or its equivalent (e.g. Philippine Educational Placement Test (PEPT), Alternative Learning System (ALS) or a Non-Formal Equivalency test) and certified by the Department of Education. All certificates will be subject to evaluation and confirmation.

ADMISSIONS  
OFFICE



# Documentary Requirements



# For Graduating Senior High School Students

- Signed PWEBSS Application Form**
  - (Scanned / Printed) with 2x2 picture
- 1pc 2x2 colored ID picture**
  - Taken within 6 months, in white background and nametag, with neutral facial expression; must not be wearing eyeglasses or color contact lenses, and with ears exposed if religious customs do not prohibit
- Appendix A: Highschool Scholastic Record**
  - With no deficiencies in any subject and a General Weighted Average (GWA) of 85% or its equivalent.
  - Scanned/Printed copy of Highschool Scholastic Record

*Click here to download the [Appendix A: Highschool Scholastic Record](#)*
- Certified True Copy of Certificate of Enrollment or Registration**



# For Senior High School Graduates

- ✓ **Signed PWEBSS Application Form**
  - (Scanned / Printed) with 2x2 picture
- ✓ **1pc 2x2 colored ID picture**
  - Taken within 6 months, in white background and nametag, with neutral facial expression; must not be wearing eyeglasses or color contact lenses, and with ears exposed if religious customs do not prohibit
- ✓ **Appendix A: Highschool Scholastic Record**
  - With no deficiencies in any subject and a General Weighted Average (GWA) of 85% or its equivalent.
  - Scanned/Printed copy of Highschool Scholastic Record
  - Click here to download the [Appendix A: Highschool Scholastic Record](#)*
- ✓ **Appendix B: Declaration as a New Student**
  - Click here to download the [Appendix B: Declaration as a New Student](#)



# For Transferees

- Signed PWEBSS Application Form**
  - (Scanned / Printed) with 2x2 picture
- 1pc 2x2 colored ID picture**
  - Taken within 6 months, in white background and nametag, with neutral facial expression; must not be wearing eyeglasses or color contact lenses, and with ears exposed if religious customs do not prohibit
- Transcript of Records**
  - with no deficiencies (no failing grade, no Incomplete/ INC, no Unauthorized Withdrawal/ UW), and should have a General Weighted Average (GWA) of 85% or its equivalent.



# For Junior High School or its equivalent Completers

- Signed PWEBSS Application Form**
  - (Scanned / Printed) with 2x2 picture
- 1pc 2x2 colored ID picture**
  - Taken within 6 months, in white background and nametag, with neutral facial expression; must not be wearing eyeglasses or color contact lenses, and with ears exposed if religious customs do not prohibit
- Certification**
  - Certification from the Philippine Educational Test (PEPT)/Alternative Learning System (ALS) or a Non-Formal Equivalency test, both given and certified by the Department of Education (CMO No. 10 S. 2018)



# Additional Requirements for For Straight Program Applicants

## Appendix C: Recommendation form

- Two (2) Recommendation Letters (Provided by any of the following: Class Adviser/Teacher/Guidance Counselor/High School Principal.
- Click here to download the [Appendix C: Recommendation form](#)

## Appendix D: Personal Statement

- Click here to download the [Appendix D: Personal Statement](#)

## Appendix E: Research Interest

- Click here to download the [Appendix E: Research Interest](#)

ADMISSIONS  
OFFICE



# Application Procedure



# 01 Accomplish the application form through this link <https://pwebss.pnu.edu.ph/pnu/applicants>

## Generating your application form:

1. Visit <https://pwebss.pnu.edu.ph/pnu/applicants/>
2. Click “APPLY”.

**Applicant Access Module**

**User Authentication**  
Please sign-in using your username and password.

User Name:   
Password:

Sign-In **APPLY!**

Forgot your password? [click here.](#) If you're a student, [login here.](#)

This module is exclusively for applicants only. Functions included are:

- Application Status
- Update of Profile
- Change of Password
- Registration of Subjects
- Assessment of selected subjects
- Payment History (Statement of Accounts)

**INSTRUCTIONS:**

- To sign-in, specify your username and password and click on the Sign-In button.
- To clear entries, click on the Clear Entries button.
- If you forgot your password, click on the Forgot Password link for assistance.
- For new applicants, click on the Apply! button.

3. Enter your FIRST NAME, LAST NAME, MIDDLE NAME, and BIRTHDATE.

a. If you don't have MIDDLE NAME, just put a blank space by hitting the space bar on the keyboard.

*Note: If you've submitted an online application to PNU before, leave the BIRTHDATE as is to proceed.*

**Profile Verification**

Specify required information.

Last Name:   
First Name:   
Middle Name (leave blank if not applicable):   
Name Extension (leave blank if not applicable):   
Date of Birth: May 25, 2025  
Level: -select level-

Continue Clear Entries

To go to login page, [click here](#)

**Profile Verification**

Specify required information.

Last Name:   
First Name:   
Middle Name (leave blank if not applicable):   
Name Extension (leave blank if not applicable):   
Date of Birth: May 25, 2025  
Level: **UNDERGRADUATE**

POSTBAC  
MASTERAL  
DOCTORATE  
NURSERY  
FGEEEL-CTL  
CAMPUS-CTL

Clear Entries

To go to login page, [click here](#)

4. Select “UNDERGRADUATE”.
5. Click CONTINUE to proceed.



6. Please make the following selections before proceeding with the rest of the form.

- Classified as: Select FIRST YEAR
- Branch: Select SOUTH LUZON
- Level: Select PNUAT.
- Program: Select TEDPATHS SL

Classified As:  First Year  Transferee

**PERSONAL DATA**

Name: DELA CRUZ (Last Name) JUAN (First Name)

Branch: Manila

Level:  GCAT  Campus-CTL  FGEEL-CTL  POSTBAC/DIPLOMA  PNUAT

Program: TEDPATHS - GENERAL EDUCATION

NOTE: For PNU Manila college applicants, please choose TEDPATHS.

7. Answer the remaining input fields correctly.

8. For fields that are not applicable, just put N/A

9. ANSWERS TO FREQUENTLY ASKED QUESTIONS:

- If you don't know which district you belong to, please select LONE DISTRICT.
  - If you don't know your zip code, just put a blank space
  - If you don't have a Telephone Number, put N/A
  - If you're unsure about your height or weight, just put a blank space. However, if your weight is in Kilogram (kgs), multiply it to 2.2 to convert it into pounds (lbs).
  - In EDUCATIONAL DATA, enter your highest attainment only.
- Note: if your school is not on the list, leave it as not on the list*
- f. Please skip the UNDERGRADUATE/GRADUATE GPA ENTRY.



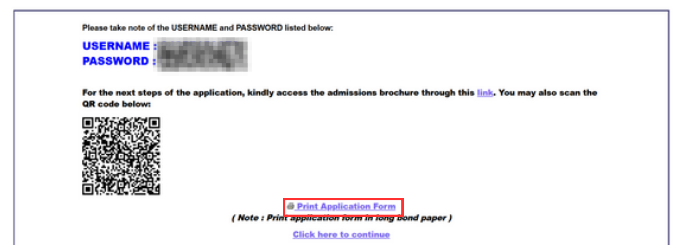
10. If you're sure that you have answered all the fields, please click Save. However, if you happen to skip a required input, clicking Save will let you know which input has been unknowingly skipped.

11. After saving, please **take a picture of your Username and Password** or write it down.


13. Click the PRINT APPLICATION FORM link. Please double-check the generated application form.

14. You can either print your application form or download it to your device.

15. If you want to change/update your information, go back to the previous tab and click the CLICK HERE TO CONTINUE link.



If you encounter issues in logging in, please email [pwebss@pnu.edu.ph](mailto:pwebss@pnu.edu.ph).





02 Fill out the Undergraduate Admission Form and submit the required documents:

Click here : <https://forms.gle/SWvdodnssEvwhEbb8>

**Note:** If any of your requirements are missing or incomplete, please email the missing documents directly to [admissions@pnu.edu.ph](mailto:admissions@pnu.edu.ph) as soon as possible. This will ensure your submission is properly tracked, reviewed, and included in the evaluation process.

Failure to notify the Admissions Office may result in **delays or exclusion** from the next steps of the application process. Applicants who do not submit the complete requirements and send proper notification will not receive their test permits.

We highly encourage you to double-check your submission before proceeding to avoid unnecessary delays.



Applicants who may require special accommodations during the admission test—such as a sign language interpreter for the deaf, a test reader guide for the blind, or support for mobility challenges—are encouraged to contact or email the Admissions Office in advance to ensure appropriate assistance is provided.

ADMISSIONS  
OFFICE



# Interview Procedure



1) After passing the PNUAT, you will receive an email instructing you to **fill out the Interview Form** which will help the faculty interviewer know more about you as an applicant. Deadline can be found in the admissions schedule. Failure to respond to this form means you **will no longer continue** with your application and your slot will be given to another applicant.

3. Wait for the **assigned interviewer to send your interview schedule** using the email you indicated in the Interview Form.

**Note:**

-Failure to comply on or before the said schedule will forfeit your application.

-We respectfully ask that you **refrain from sending multiple emails** to the Admissions Office, as this creates delays and complications in our process. Rest assured, all applicants will be scheduled within the interview period.



4) After your interview, please wait for the Admissions Office to release the list of interview passers through the Facebook page and email.

5) After passing the interview, **you will get an email** about the last phase of the screening process: Medical Evaluation.

ADMISSIONS  
OFFICE



# Medical Evaluation Procedure



1) Answer the Medical and Mental Health Survey Form (MMHS) Form truthfully.

2) Attach the scanned copies of the following medical requirements in the MMHS Form:

1. Physical Examination Form (<https://bit.ly/PNU-PEF24>) - to be filled out by a Registered Physician
2. Chest X-ray - (taken within six months)
3. Drug Test Results with Identification Picture (taken within six months) - from any DOH-accredited medical facilities

3) Submit the Accomplished MMHS Form with attached medical requirements on or before the indicated deadline.

**\*Failure to comply on or before the said schedule will forfeit your application.**

**ADMISSIONS  
OFFICE**



# Admissions Schedule



The PNU Admissions Office has firm application deadlines that all prospective applicants must adhere to. **Failure to submit required materials by the specified dates will result in automatic forfeiture of your application.** No exceptions can be made. Please review the following key dates carefully:

<b>BATCH 1</b>	
<b>DATE</b>	<b>ACTIVITIES</b>
Application Period	Sept. 1 - Nov. 28, 2025
Examination	December 14, 2025
Release of PNUAT Batch 1 Result	December 19, 2025
Submission of Interview Form	Dec. 20 - 27, 2025
Interview Period	Jan. 5 - Feb. 14, 2026
Result of Batch 1 Interview	February 19, 2026
Medical Evaluation Period	Feb. 20 - March 7, 2026
Release of Official Passers of Batch 1	March 11, 2026
Enrollment Confirmation / Submission of Entrance Data Requirement	March 12 - 31, 2026
Enrollment	May 18-22, 2026
First Day of Classes	June 29, 2026



The PNU Admissions Office has firm application deadlines that all prospective applicants must adhere to. **Failure to submit required materials by the specified dates will result in automatic forfeiture of your application.** No exceptions can be made. Please review the following key dates carefully:

<b>BATCH 2</b>	
<b>DATE</b>	<b>ACTIVITIES</b>
Application Period	Dec. 1, 2025 - Feb 2, 2026
Examination	March 1, 2026
Release of PNUAT Batch 1 Result	March 6, 2026
Submission of Interview Form	March 7 - 11, 2026
Interview Period	March 16 - April 11, 2026
Result of Batch 1 Interview	April 15, 2026
Medical Evaluation Period	April 16 - May 2, 2026
Release of Official Passers of Batch 1	May 6, 2026
Enrollment Confirmation / Submission of Entrance Data Requirement	May 7 - May 30, 2026
Enrollment	June 1-3, 2026
First Day of Classes	June 29, 2026



# Frequently Asked Questions

**Q: What is the minimum GPA required?**

**A:** 85% or better

**Q: How much is the tuition fee?**

**A:** As PNU is a state university, tuition is free for all undergraduate programs.

**Q: What is the mode of learning?**

**A:** Classes are delivered through a blended learning modality

**Q: Why is my login password not working?**

**A:** You may contact the MIS office for assistance through [mis.pnusl@pnu.edu.ph](mailto:mis.pnusl@pnu.edu.ph)

**Q: When and how will I receive my test permit?**

**A:** Test permits are typically released within 3-7 days after the submission of complete documentary requirements. You'll receive notification via email.

**Q: How much is the tuition fee for the Straight Programs?**

**A:** You may contact [accounting@pnu.edu.ph](mailto:accounting@pnu.edu.ph) for the detailed schedule of fees for the straight programs.

**ADMISSIONS  
OFFICE**



**For concerns and inquiries, you may contact us through the following:**



[admissions.pnusl@pnu.edu.ph](mailto:admissions.pnusl@pnu.edu.ph)



(+63) 9533750636



[facebook.com/pnusladmissions](https://facebook.com/pnusladmissions)